













Team Results

Rank	Name	NAT									SJ Pen.	Total
			D Total Rk. E Pen.		D Total Rk. E Pen.		D Total Rk. E Pen.		D Total Rk. E Pen.			
1	Italy	ITA	41.566		42.799		40.166		40.632			165.163
	ANDREOLI Angela											0.000
	D'AMATO Alice		5.0 14.100 5 9.100		6.2 14.633 1 8.433			5.4 13.333 4 8.033 0.100				42.066
	D'AMATO Asia		5.0 13.833 8 8.833		6.0 14.000 7 8.000		5.6 13.800 1 8.200	5.4 13.566 2 8.166				55.199
	MAGGIO Martina		4.6 13.633 11 9.033				5.4 13.066 7 7.666	5.7 13.733 1 8.033				40.432
	VILLA Giorgia				5.8 14.166 3 8.366		5.1 13.300 6 8.200					27.466





Team Results

Rank	Name	NAT									SJ Pen.	Total			
			D Total Rk. E Pen.		D Total Rk. E Pen.		D Total Rk. E Pen.		D Total Rk. E Pen.						
2	Great Britain	GBR	41.366		40.133		39.933		39.732			161.164			
	FENTON Georgia-Mae				5.7	13.700	9					13.700			
	KINSELLA Alice		5.0	13.466	13	5.8	14.000	6	5.6	13.733	3	5.5	13.366	3	54.565
	GADIROVA Jessica		5.0	14.000	6							5.7	13.233	5	27.233
	GADIROVA Jennifer							5.5	12.500	15	5.3	13.133	8	25.633	
	ACHAMPONG Ondine		5.0	13.900	7	5.6	12.433	24	5.7	13.700	4			40.033	





Team Results

Rank	Name	NAT									SJ Pen.	Total
			D Total Rk. E Pen.	D Total Rk. E Pen.	D Total Rk. E Pen.	D Total Rk. E Pen.	D Total Rk. E Pen.	D Total Rk. E Pen.				
3	Germany	GER	40.932		40.833		39.933		36.732			158.430
	BUI Kim		4.2 13.266 17 9.066	5.6 13.433 11 7.833				5.3 13.033 10 7.733				39.732
	SEITZ Elisabeth		4.2 13.333 15 9.133	6.0 14.300 2 8.300								27.633
	SCHAEFER-BETZ Pauline				5.5 13.733 2 8.333 0.100	4.6 12.433 18 7.833						26.166
	VOSS Sarah		5.0 14.333 1 9.333		5.6 13.500 5 7.900	4.9 11.266 24 6.966 0.600						39.099
	MALEWSKI Emma Leonie			5.0 13.100 18 8.100	5.2 12.700 13 7.500							25.800





Team Results

Rank	Name	NAT									SJ Pen.	Total
			D Total Rk. E Pen.	D Total Rk. E Pen.	D Total Rk. E Pen.	D Total Rk. E Pen.	D Total Rk. E Pen.	D Total Rk. E Pen.				
4	Netherlands	NED	40.333		40.666		36.466		38.999			156.464
	VAN POL Vera		4.6 9.000	13.600 12			4.9 7.200	12.100 18	4.8 8.000	12.800 14		38.500
	VEERMAN Sanna		4.6 8.833	13.433 14	5.9 7.500	13.400 12						26.833
	VOLLEMAN Tisha				5.2 8.000	13.200 15	4.6 7.166	11.666 23	5.3 7.866	13.166 7		38.032
	VISSER Naomi		4.2 9.100	13.300 16	6.1 7.966	14.066 5	4.8 7.900	12.700 12	5.4 7.633	13.033 11		53.099
	VAN OORSCHOT Shade											0.000





Team Results

Rank	Name	NAT									SJ Pen.	Total			
			D Total Rk. E Pen.	D Total Rk. E Pen.	D Total Rk. E Pen.	D Total Rk. E Pen.	D Total Rk. E Pen.	D Total Rk. E Pen.							
5	Belgium	BEL	40.133		39.832		37.599		37.966			155.530			
	LOUON Noemie						4.8	12.833	10			12.833			
	VAELEN Lisa		5.4	14.200	4	5.8	14.066	4	4.9	11.833	21	5.1	13.100	9	53.199
	BRASSART Maellyse		4.2	12.933	22	5.0	13.133	16				4.9	12.566	17	38.632
	VERKEST Jutta		4.2	13.000	20				5.2	12.933	8	4.8	12.300	20	38.233
	ENGHELS Fien					5.5	12.633	22							12.633





Team Results

Rank	Name	NAT									SJ Pen.	Total
			D Total Rk. E Pen.		D Total Rk. E Pen.		D Total Rk. E Pen.		D Total Rk. E Pen.			
6	France	FRA	40.066		40.332		35.932		38.832			155.162
	FRIESS Aline		5.4 14.233 3 8.833		5.5 13.266 13 7.766							27.499
	HEDUIT Carolann		5.0 13.800 10 8.800	6.0 13.800 8 7.800	5.1 11.300 24 6.300	0.100	5.3 12.966 12 7.666					51.866
	BOYER Marine				5.6 12.866 9 7.266		4.8 12.700 15 7.900					25.566
	CHARPY Lorette			5.6 13.266 14 7.666								13.266
	OSYSSEK-REIMER Morgane		4.6 12.033 24 7.733	0.300			5.6 11.766 22 6.166	5.2 13.166 6 7.966				36.965

Team Results

Rank	Name	NAT									SJ Pen.	Total
			D Total Rk. E Pen.		D Total Rk. E Pen.		D Total Rk. E Pen.		D Total Rk. E Pen.			
7	Hungary	HUN	41.199		39.265		37.065		36.566			154.095
	KOVACS Zsofia		5.0 9.266	14.266 2	6.3 7.333	13.633 10	5.2 6.833	12.033 19	5.5 7.200	12.300 21	0.400	52.232
	SZEKELY Zoja				5.8 6.866	12.666 21						12.666
	MAYER Greta		4.4 8.833	13.133 19			5.1 7.666	12.766 11	4.8 7.633	12.433 19		38.332
	BACSKAY Csenge Maria		4.6 9.200	13.800 9								13.800
	MAKOVITS Mirtill				5.0 7.966	12.966 19	4.5 7.766	12.266 17	4.4 7.433	11.833 22		37.065

Team Results

Rank	Name	NAT									SJ Pen.	Total
			D Total Rk. E Pen.	D Total Rk. E Pen.	D Total Rk. E Pen.	D Total Rk. E Pen.	D Total Rk. E Pen.	D Total Rk. E Pen.				
8	Spain	ESP	39.032		38.499		37.099		37.065			151.695
	PETISCO Alba		4.2 13.166 18 8.966	5.2 13.133 17 7.933	5.5 12.700 14 7.300 0.100	5.2 12.933 13 7.733						51.932
	FERNANDEZ Emma					4.7 11.466 23 6.766						11.466
	CASABUENA Laura		4.2 13.000 20 8.800	5.2 12.900 20 7.700	5.1 11.933 20 6.833	5.1 12.666 16 7.566						50.499
	MEDINA Lorena		4.2 12.866 23 8.666		5.0 12.466 16 7.466							25.332
	RAYA I ARTIGAS Paula			5.0 12.466 23 7.466								12.466

LEGEND



E Execution

D Difficulty

Rk. Ranking

Pen. Penalty